



HOW TO USE THE GIVERGY PLATFORM

TABLET BIDDING




Browse Items

Start by having a look through the auction items on offer. For more information and an image of each item tap your chosen item.



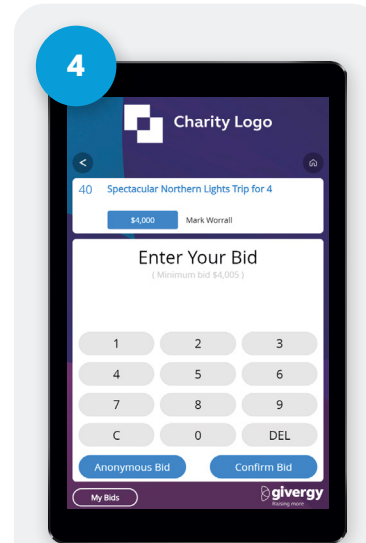
Make a Choice

For the item you would like to bid on tap the **'Place Bid'** button.




Name & PIN

You create your 4-digit pin the first time you use the system. If you are not on the system please tell the Givergy event staff, or tap **'Register'**.



Enter Bid

Enter the amount you would like to bid or pledge and then tap **'Anonymous'** or **'Confirm'** to submit. For a snapshot of your bidding activity tap on **'My Bids'**.



Accepted!

You will be informed that your bid has been accepted.



Watch the Screens

All screens around the room will be updated instantly with the **'New highest bid'** message.