

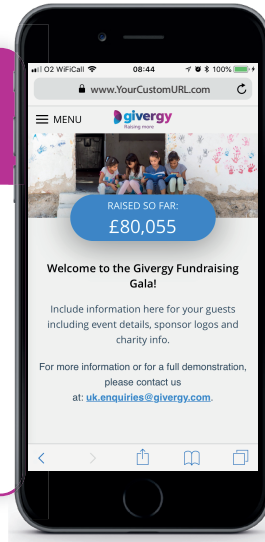
How to bid via your smartphone



1.

View the auction site

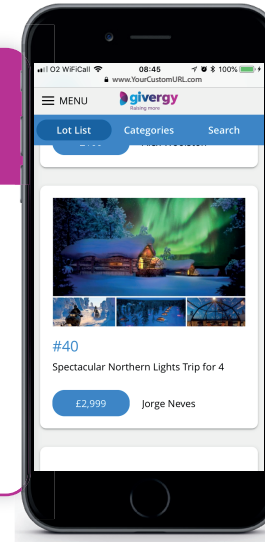
Enter the auction URL in your smart phone's browser or click the link in the SMS you receive.



2.

The auction item list

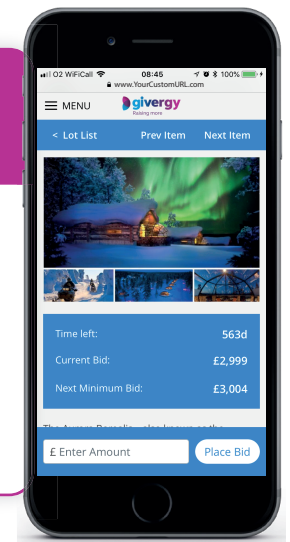
Start by having a look through the auction items. For more info and an image of each item simply tap the auction item.



3.

Place your bid

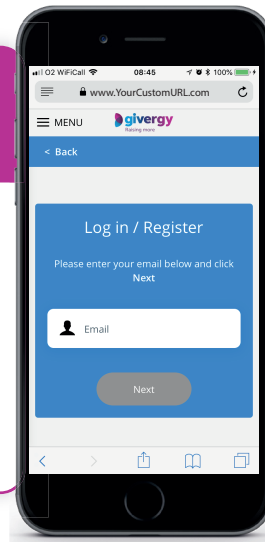
Enter the amount you want to bid and then press 'Place Bid'.



4.

Login/Register

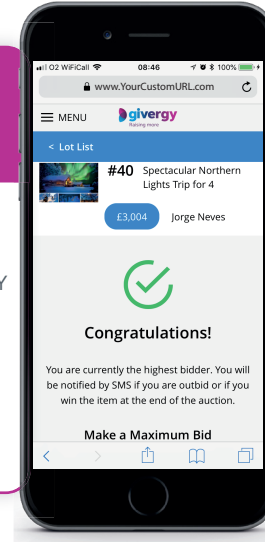
If your details have not yet been captured then the system will ask you to register before accepting your bid.



5.

Confirmation

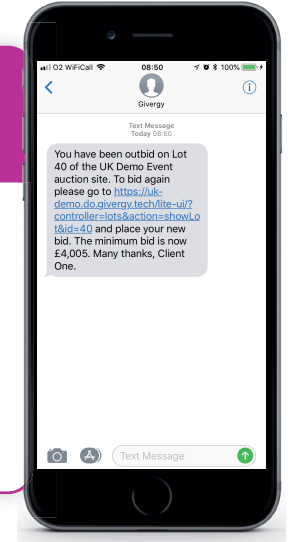
Congrats! Your bid has been accepted. You may now place a 'Max Bid' and the system will bid for you up to that amount.



6.

SMS notification

If you are outbid you will receive an SMS with a link to bid again. Good luck!



uk.enquiries@givergy.com

www.givergy.com