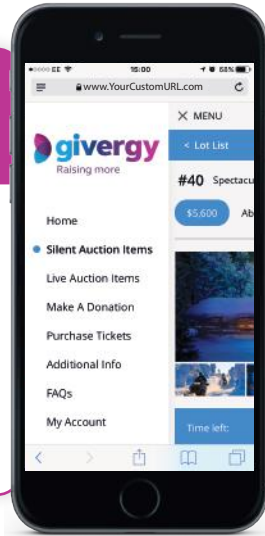


# How to use the Givergy mobile bidding platform

1.

## View the auction site

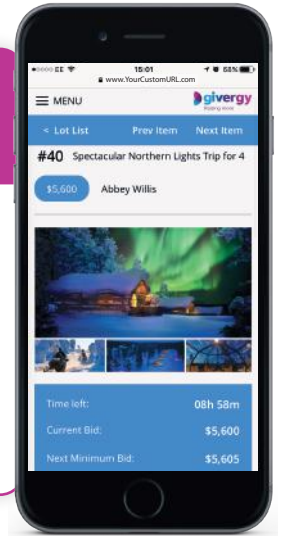
Enter the auction URL in your smart phone's browser or click the link in the SMS you receive.



2.

## The auction item list

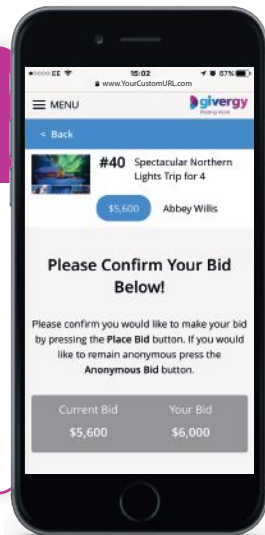
Start by having a look through the auction items. For more info and an image of each item simply tap the auction item.



3.

## Place your bid

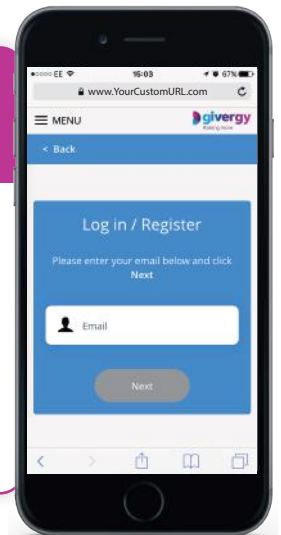
Enter the amount you want to bid and then press 'Place Bid'.



4.

## Login/Register

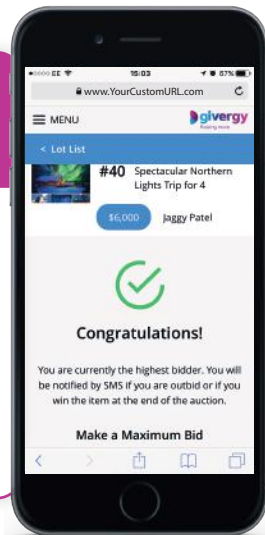
If your details have not yet been captured then the system will ask you to register before accepting your bid.



5.

## Confirmation

Congrats! Your bid has been accepted.



6.

## SMS notification

If you are outbid you will receive an SMS with a quick link to bid again.

Good luck!

