

# How to use the Givergy tablet platform

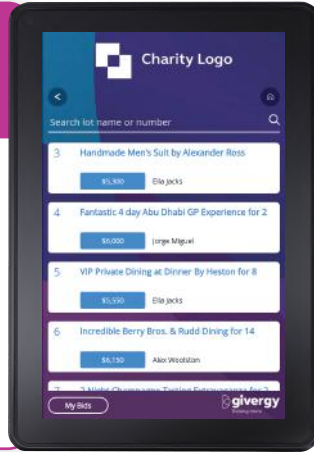
## Roaming

1.

### Scroll through the items

Browse through the auction items or pledges on offer.

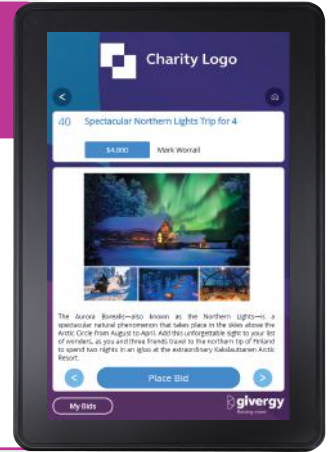
For more information and an image of each item simply tap your chosen item.



2.

### Make your choice

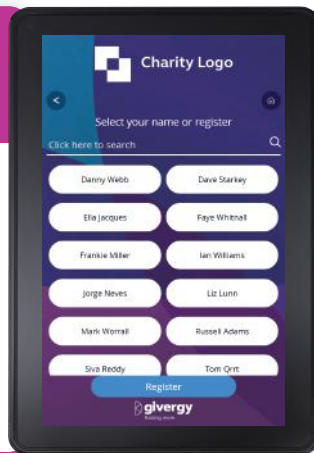
For the item you would like to bid on simply tap the 'Place Bid' button.



3.

### Search for or register your name

Search for your name or register, and then create your 4-digit pin number.

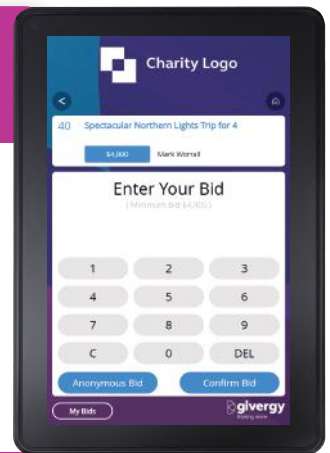


4.

### Enter your bid

Enter the amount you would like to bid or pledge and then tap 'Anonymous' or 'Confirm' to submit.

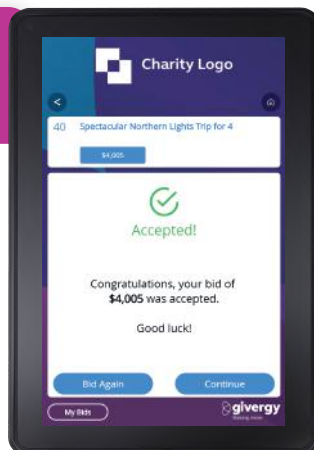
For a snapshot of your bidding and pledge activity simply tap on 'My Bids'.



5.

### Accepted!

You will be informed that your bid has been accepted.



6.

### Watch the screens

All screens around the room will be updated instantly with the 'New highest bid' message.

