

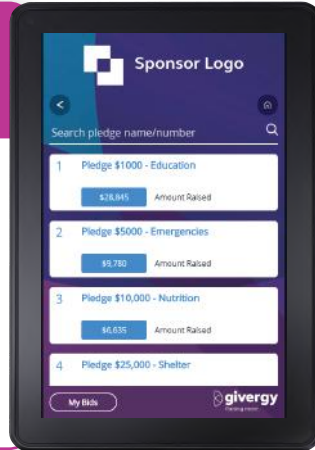
How to use the Givergy tablet platform

Pledge

1.

Scroll through the pledge options

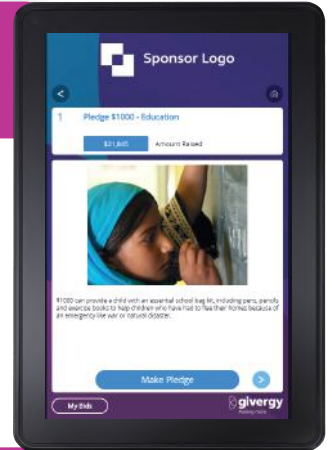
For more information and an image of each pledge simply tap your chosen item.



2.

Make your choice

Tap the 'Pledge' button. Don't forget to read the detailed description first.

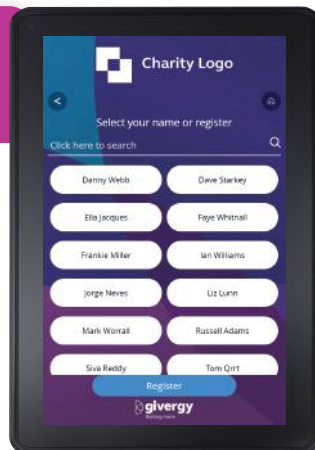


3.

Select your name & create your pin

You create your 4-digit pin the first time you use the system.

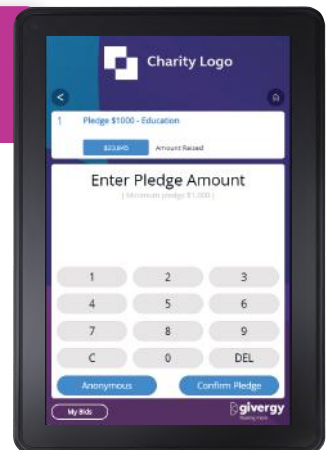
If you are not on the system please tell the Givergy event staff, or tap 'Register'.



4.

Enter your pledge

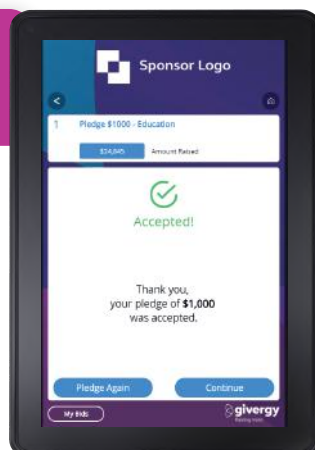
Enter the amount you would like to pledge and then tap 'Anonymous' or 'Confirm' to submit.



5.

Accepted!

You will be informed that your pledge has been accepted.



6.

Watch the screens

All screens around the room will be updated instantly with the 'New pledge' message.

