

# How to use the Givergy tablet platform

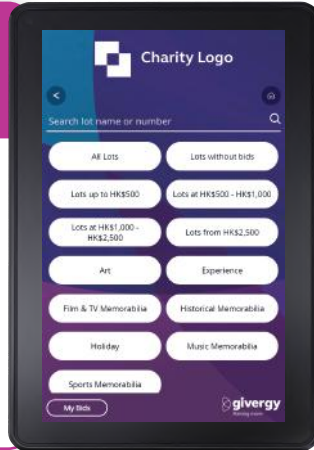
## Max bidding

1.

### Scroll through the items

Start by having a look through the auction items on offer.

For more information and an image of each item tap your chosen item.



2.

### Make your choice

For the item you would like to bid on simply tap the 'Place Bid' button.

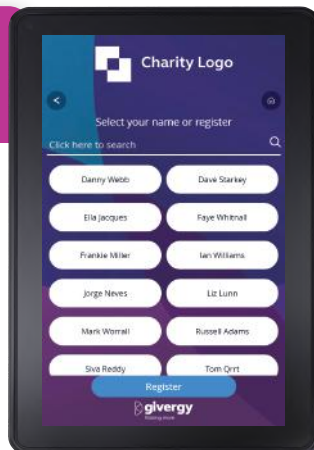


3.

### Select your name & create your pin

You create your 4-digit pin the first time you use the system.

If you are not on the system please tell the Givergy event staff, or tap 'Register'.

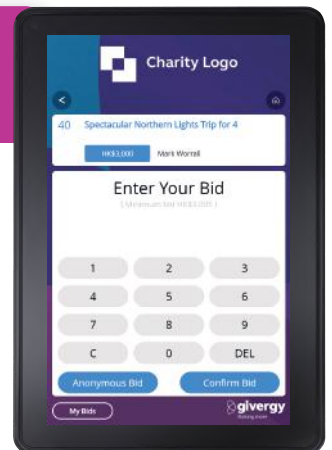


4.

### Enter your bid

Enter the amount you would like to bid and then tap 'Anonymous' or 'Confirm' to submit.

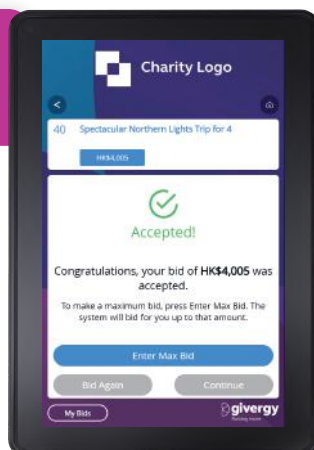
For a snapshot of your bidding activity tap on 'My Bids'.



5.

### Accepted!

You will be informed that your bid has been accepted.



6.

### Watch the screens

All screens around the room will be updated instantly with the 'New highest bid' message.

