

# How to use the Givergy tablet platform

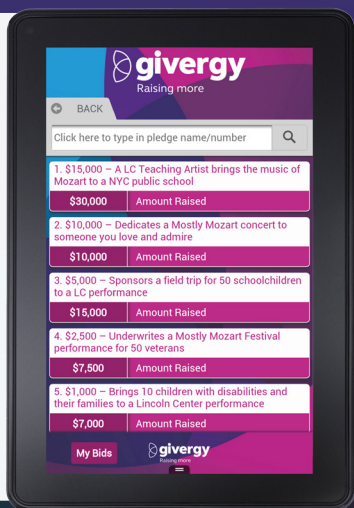
## Pledge



1.

### Scroll through the pledge options

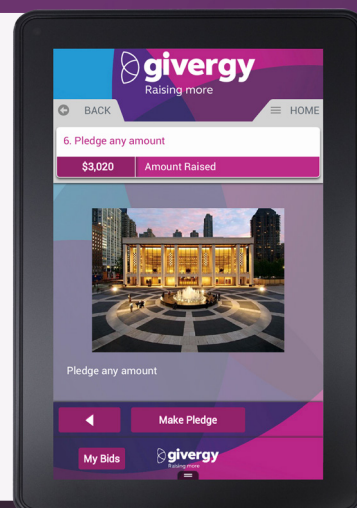
For more information and an image of each pledge simply tap your chosen item.



2.

### Make your choice

Tap the 'Pledge' button. Don't forget to read the detailed description first.

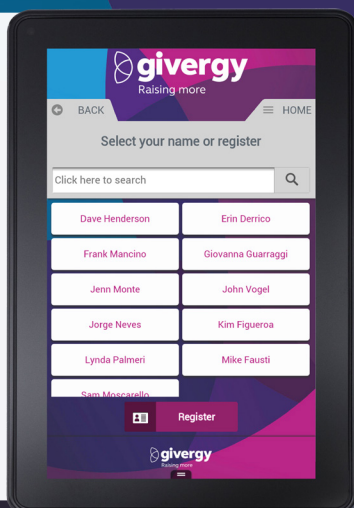


3.

### Select your name & create your pin

You create your 4-digit pin the first time you use the system.

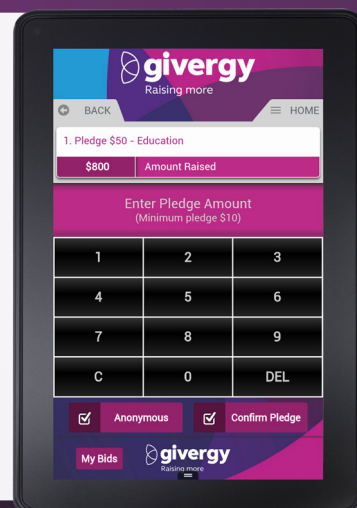
If you are not on the system please tell the Givergy event staff, or tap 'Register'.



4.

### Enter your pledge

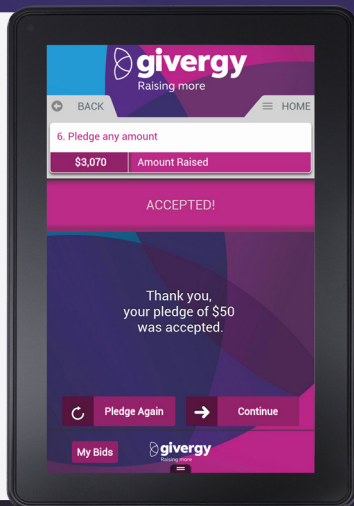
Enter the amount you would like to pledge and then tap 'Anonymous' or 'Confirm pledge' to submit.



5.

### Congratulations!

You will be informed that your pledge has been accepted.



6.

### Watch the screens

All screens around the room will be updated instantly with the 'New highest bid' message.

