

How to use the Givergy tablet platform

Max bidding

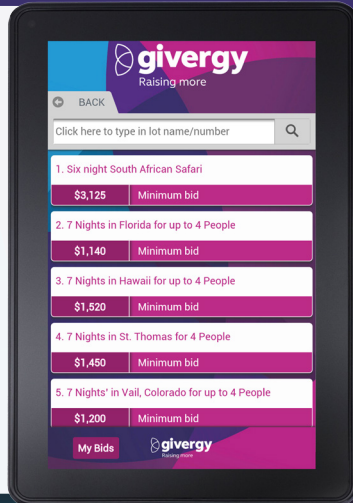


1.

Scroll through the items

Start by having a look through the lot items on offer.

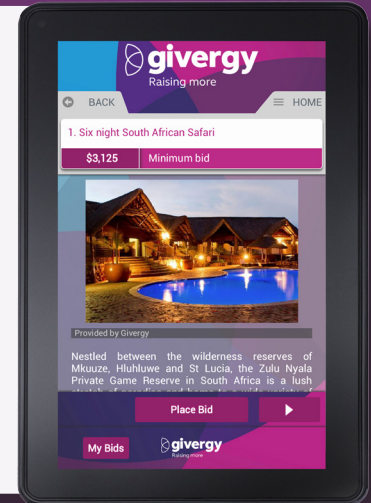
For more information and an image of each item tap your chosen item.



2.

Make your choice

For the item you would like to bid on tap the 'Place Bid' button.

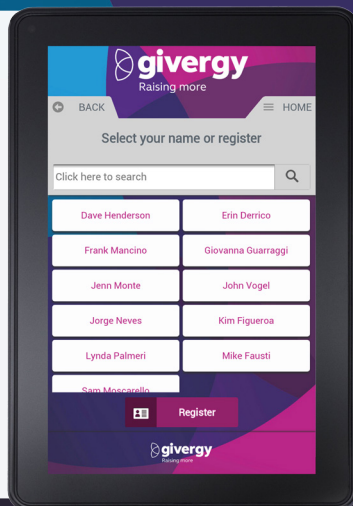


3.

Select your name & create your pin

You create your 4-digit pin the first time you use the system.

If you are not on the system please tell the Givergy event staff, or tap 'Register'.

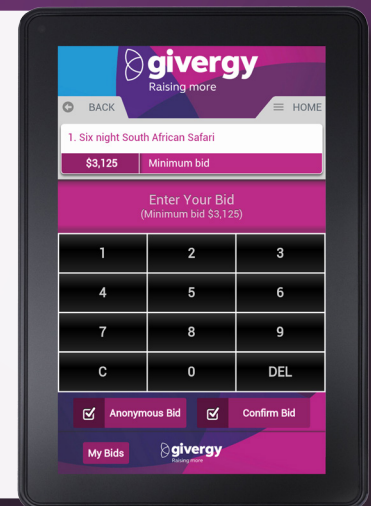


4.

Enter your bid

Enter the amount you would like to bid and then tap 'Anonymous' or 'Confirm' to submit.

For a snapshot of your bidding activity tap on 'My Bids'.

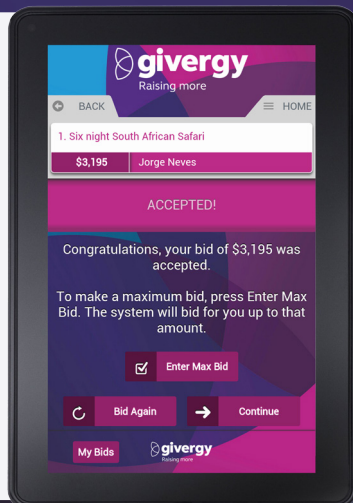


5.

Congratulations!

You will be informed that your bid has been accepted.

You can then also place a 'Max Bid' and the system will bid for you up to that amount.



6.

Watch the screens

All screens around the room will be updated instantly with the 'New highest bid' message.

