

# How to use the Givergy tablet platform

Auction bidding

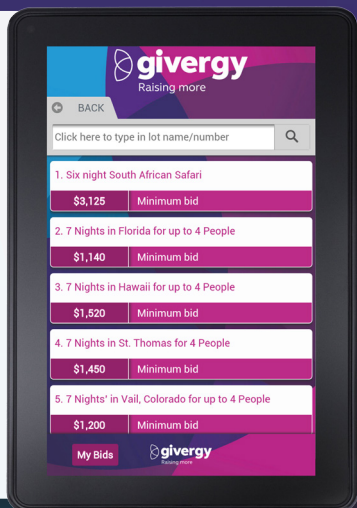


1.

## Scroll through the items

Start by having a look through the lot items on offer.

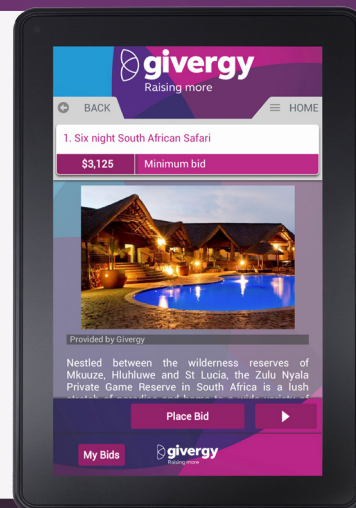
For more information and an image of each item simply tap your chosen item.



2.

## Make your choice

For the item you would like to bid on simply tap the 'Place Bid' button.

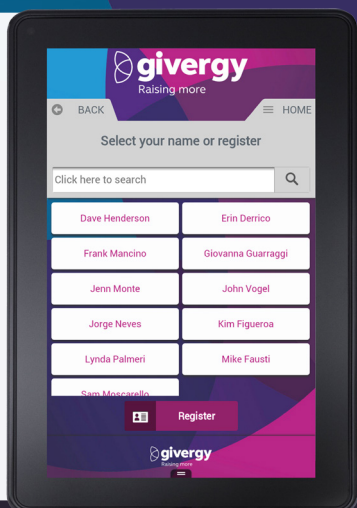


3.

## Select your name & create your pin

You create your 4-digit pin the first time you use the system.

If you are not on the system please tell the Givergy event staff, or tap 'Register'.

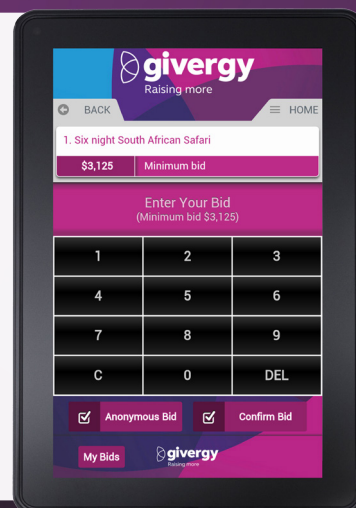


4.

## Enter your bid

Enter the amount you would like to bid or pledge and then tap 'Anonymous' or 'Confirm' to submit.

For a snapshot of your bidding and pledge activity simply tap on 'My Bids'.

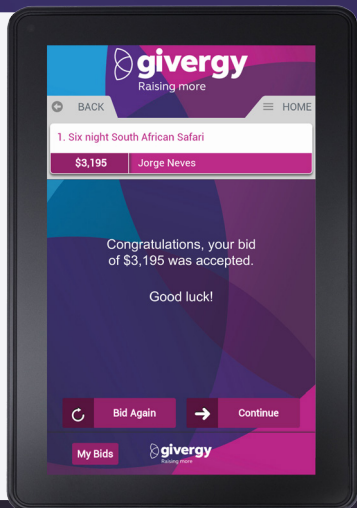


5.

## Congratulations!

You will be informed that your bid has been accepted.

If you are outbid, or under the reserve you will be notified via SMS.



6.

## Watch the screens

All screens around the room will be updated instantly with the 'New highest bid' message.

