

How to use the Givergy tablet platform

Roaming

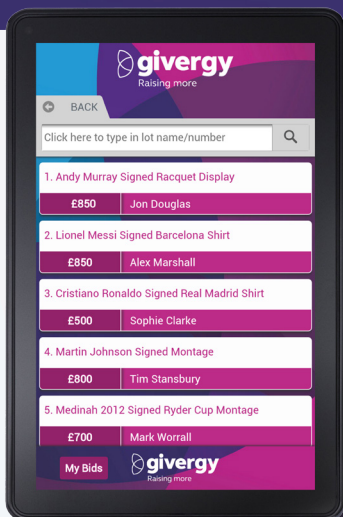
givergy
Raising more

1.

Scroll through the items

Browse through the lot items or pledges on offer.

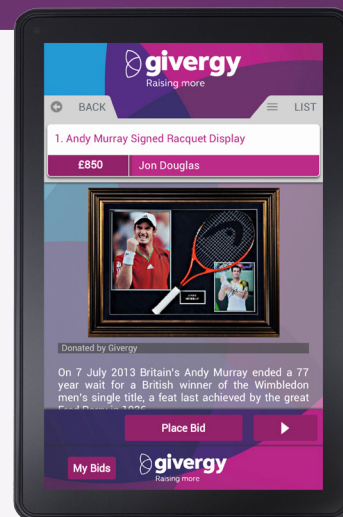
For more information and an image of each item simply tap your chosen item.



2.

Make your choice

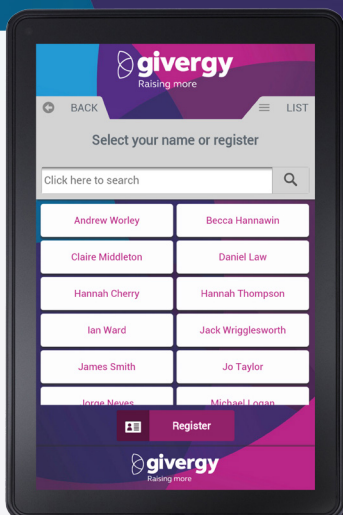
For the item you would like to bid on simply tap the 'Place Bid' button.



3.

Search for or register your name

Search for your name or register, and then create your 4-digit pin number.

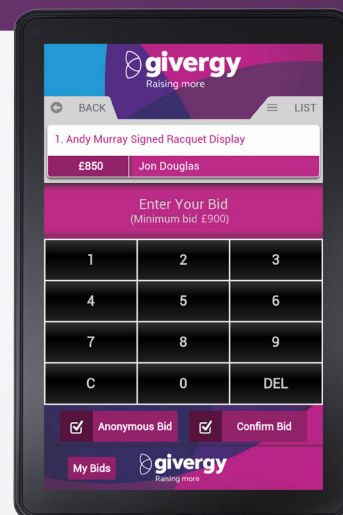


4.

Enter your bid

Enter the amount you would like to bid or pledge and then tap 'Anonymous' or 'Confirm' to submit.

For a snapshot of your bidding and pledge activity simply tap on 'My Bids'.

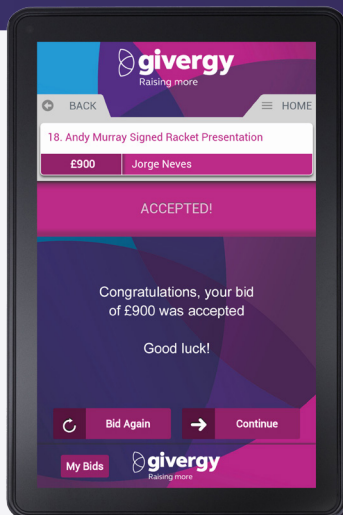


5.

Congratulations!

You will be informed that your bid has been accepted.

If you are outbid, or under the reserve you will be notified via SMS.



6.

Watch the screens

All screens around the room will be updated instantly with the 'New highest bid' message.



uk.enquiries@givergy.com

www.givergy.com